

3 Wire Earth Resistance Tester



CE

1820 ER





CE

2120 ER

FEATURES

- Capable of measuring earth resistance and earth voltage.
- 2mA measuring current permits the testing of earth resistance without tripping earth leakage current breakers in the circuit under test.
- The test leads are supplied as standard accessories for simplified two-wire measuring system.
- Battery operated.
- Data hold function.
- Low battery indication.
- **Calibration performed with supplied test leads.**



SPECIFICATIONS

Measuring ranges	Earth resistance 0-20Ω / 0-200Ω / 0-2000Ω Earth voltage 0-200 Vac (40-500Hz)
Accuracy	Earth resistance ±(2%rdg+2dgt) or ±0.1Ω, which is greater Earth voltage ±(1%rdg+2dgt)
Earth resistance resolution	0-20Ω : 0.01Ω 0-200Ω : 0.1Ω 0-2000Ω : 1Ω
Measuring system	Earth Resistance by constant current inverter 820Hz approx. 2mA.
Display	3½ digit (2000 counts)
Open circuit indication	LED will be unlit
Low battery indication	"  "symbol appears on the display
Data hold indication	"  "symbol appears on the display
Over range Indication	"1"(MSD)
Dimensions	170(L) × 165(W) × 92(D)mm
Weight (battery included)	Approx. 1040g
Power source	1.5V (AA) × 8
Safety standard	EN 61010-1 CAT II 300V IEC 61557-1 IEC 61557-5 EN 61326-1
Accessories	Instruction manual Test leads (red-15m, yellow-10m, green-5m) Shoulder belt Auxiliary earth spikes Simplified measurement probe Batteries

FEATURES

- Capable of measuring earth resistance and earth voltage.
- 2mA measuring current permits the testing of earth resistance without tripping earth leakage current breakers in the circuit under test.
- The test leads are supplied as standard accessories for simplified two-wire measuring system.
- 0Ω adjustment.
- Battery operated.
- Data hold function.
- Low battery indication.
- **Calibration performed with supplied test leads.**

SPECIFICATIONS

Measuring ranges	Earth resistance 0-20Ω / 0-200Ω / 0-2000Ω Earth voltage 0-200 Vac (40-500Hz)
Accuracy	Earth resistance ±(2%rdg+2dgt) or ±0.1Ω, which is greater Earth voltage ±(1%rdg+2dgt)
Earth resistance resolution	0-20Ω : 0.01Ω 0-200Ω : 0.1Ω 0-2000Ω : 1Ω
Measuring system	Earth Resistance by constant current inverter 820Hz approx. 2mA.
Display	3½ digit (2000 counts)
0Ω adjustment	√
Open circuit indication	LED will be unlit
Low battery indication	"  "symbol appears on the display
Data hold indication	"  "symbol appears on the display
Over range Indication	"1"(MSD)
Dimensions	210(L) × 210(W) × 100(D)mm
Weight (battery included)	Approx. 1395g
Power source	1.5V (AA) × 8
Safety standard	IEC/EN 61010-1 CAT III 200V. IEC 61557-1 IEC 61557-5 EN 61326-1
Accessories	Instruction manual Test leads (red-15m, yellow-10m, green-5m) Auxiliary earth spikes Shoulder belt Simplified measurement probe Carry case Batteries